

# How to Sort and Dispose of Household Garbage in Yamaga City

Yamaga City Environmental Division  
TEL : 0968-43-7211






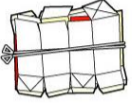





- ◆The city only collects garbage generated by daily household activities. Garbage from businesses (such as factories, stores, agriculture, etc.) cannot be disposed of at neighborhood garbage collection points.
- ◆Please put your garbage out by 8:30 a.m. on the collection day.
- ◆Do not leave garbage at locations other than the designated collection points.
- ◆Please check the household garbage collection schedule to confirm collection days.



Sorting Categories	Explanation		
recyclable garbage <b>Metal items and other recyclable materials</b>	Metal Products and Other Items That Are Difficult to Disassemble ※Items must fit within a container measuring 57 cm × 37 cm × 30 cm.	Remove the fabric or vinyl parts from umbrellas. Remove batteries from small electronic devices. Cords can remain attached. Mirrors that cannot have their frames removed, etc.	
recyclable garbage <b>Reusable Bottles</b>	Beer bottles Sake bottles (1.8-liter bottles) (Limited to green and brown bottles)	Rinse with water and let dry. Remove the lids and sort them by material. Labels can be left on the bottles.	
recyclable garbage <b>Bottles</b>	Empty food, drink and cosmetics bottles	Clear 1.8-liter bottles and other bottles fall under "bottle category."	
recyclable garbage <b>Cans</b>	Aluminum cans Steel cans Aluminum cans Steel cans 	Rinse with water and let dry. Do not crush the cans. Aluminum cans and steel cans can be disposed of together.	
recyclable garbage <b>Plastic Bottles</b>	Clear bottles with the PET bottle ♻️ mark 	Remove the cap. ⇒ Peel off the label. ⇒ Rinse with water and let dry. You can dispose of them either crushed or uncrushed.	
recyclable garbage <b>Plastic Containers and Packaging</b>	Plastic items that are containers or packaging for products:	Pack containers, bottle containers, cup containers, shopping bags, etc. Break up Styrofoam into pieces about 10 cm square. When placing items in the container, do not use small bags.	
recyclable garbage <b>Fluorescent Tubes and Light Bulbs</b>	Fluorescent lights, light bulbs Mercury-containing products 	thermometers or similar should be disposed of as hazardous waste. Red-colored liquid (alcohol) thermometers should be disposed of as non-burnable garbage. 	
recyclable garbage <b>Batteries</b>	Dry batteries Button batteries 	Batteries (lead-acid batteries) are prohibited from disposal. Please dispose of mobile batteries as metal items.	
recyclable garbage <b>Hazardous Materials</b>	Sharp objects 	Please empty the contents of lighters before disposal. For spray cans and cassette gas canisters, use up the contents and then puncture them.	

# How to Sort and Dispose of Household Garbage in Yamaga City

Yamaga City Environmental Division  
TEL : 0968-43-7211

Sorting Categories	Explanation		
recyclable garbage <b>Cardboard</b>	Remove any metal fittings, tape, etc., and cut the items down to about 1 square meter in size. Tie them together with string before disposal. 	(Do not dispose of items on rainy days.)	
recyclable garbage <b>Newspapers and advertising flyers</b>	Advertisements and flyers are limited to those that were inserted in the newspaper. The plastic rain cover for newspapers should be disposed of as plastic containers and packaging.	(Do not dispose of items on rainy days.)	
recyclable garbage <b>Paper cartons</b>	Items with the paper carton mark. 	Rinse with water and let them dry. Cut them open and bundle them with string. Limited to those with a white interior.  Cut off any plastic spouts.	
recyclable garbage <b>Miscellaneous</b>	Books, magazines, paper boxes, paper bags, envelopes, and other paper waste larger than business card size	Excludes specially processed paper, such as thermal paper receipts Open and flatten items like paper boxes  (Do not dispose of items on rainy days.)	
recyclable garbage <b>Fabrics and textiles</b>	Clothing, sheets, towels, kimonos, belts, etc.	Excludes wool products, leather products, vinyl products, and cotton products (such as down jackets). Excludes socks and underwear.  (Do not dispose of items on rainy days.)	
<b>Non-combustible garbage</b>	Glass products Ceramic and porcelain items Broken bottles Diatomaceous earth products Broken fluorescent lights and light bulbs  If there is a risk of the designated bag tearing, double-bag it using a transparent bag that allows the contents to be visible.		
<b>Combustible Garbage</b>	Paper scraps Fiber scraps Grass and branches Vinyl products Plastic products Leather products Rubber products For long items, cut them to a length of 1 meter or less. For branches, ensure they are no thicker than 10 cm and no longer than 50 cm.		
<b>Large-sized Garbage</b>	Metal items and other materials that do not fit in recyclable waste containers Combustible waste that does not fit in a large burnable garbage bag		 

<p>Items that cannot be taken to the collection site</p>	<p><b>Waste generated from business activities, including offices, factories, shops, and agriculture, regardless of profit or non-profit status.</b></p> <p>Examples: Construction waste, agricultural plastic (vinyl)</p>	
	<p><b>Items that are expected to cause difficulties in collection and transport due to their size, weight, or quantity.</b></p> <p>Examples: Tatami mats, kitchen sinks, etc.</p>	<p><b>Items covered by the Home Appliance Recycling Law</b></p> <p>Television·Air conditioner·Refrigerator·Washing machine</p>
	<p><b>Computers, mobile phones, etc.</b></p> <p>Computer·Laptop·Mobile phone·Tablet</p>	<p><b>Hard-to-process items</b></p> <p>Machine oil·Tires·Fire extinguishers, etc.</p>
		 